



New York State Department of Health OPIOID OVERDOSE PREVENTION INITIATIVE'S

LIST OF MATERIALS & ORDER INSTRUCTIONS

This document lists materials from NYSDOH relevant to the health of persons who use drugs. Some of these materials are specifically designed for use by registered opioid overdose prevention programs while others are for a general audience.

Materials to include in an Opioid Overdose responder kit:

- Certificate of Completion Cards
- Naloxone instructions (i.e., nasal spray or intramuscular formulations)
- Naloxone Co-payment Assistance Program (N-CAP)

★ Materials labeled with a purple star are meant to be included in an opioid overdose responder kit.

★ Materials labeled with a blue star are meant to be used to promote program.

Instructions for Ordering Materials from the NYSDOH Distribution Center

Send email to OGS.SM.GDC@OGS.NY.GOV (effective August 3, 2018)

- Include the following in your email:
 - Title and publication # of material(s)
 - Quantity (do not exceed 500)
 - Requester's name, agency and mailing address (cannot be a P.O. Box)





IMPORTANT: Allow 2 weeks for the delivery of your requested materials. The Distribution Center does not send an email confirming they have received your order. If you do not receive your shipment after 3 weeks, resend your email and order to OGS.SM.GDC@OGS.NY.GOV with a copy to overdose@health.ny.gov


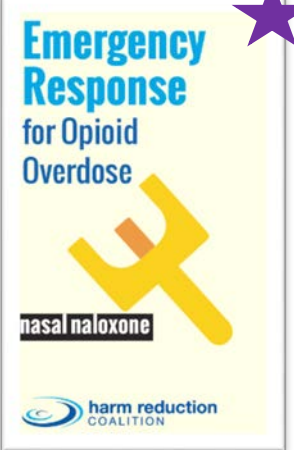
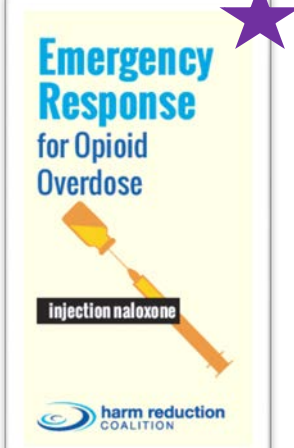
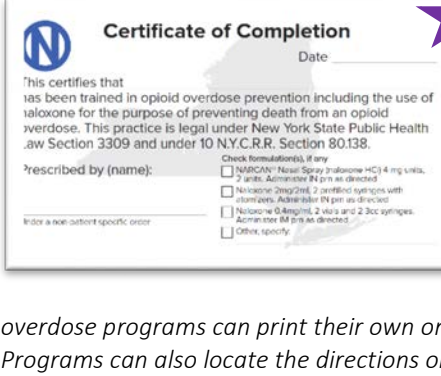
Materials Available Online






Materials that are listed below as online can be accessed either on the NYSDOH Opioid Overdose Prevention Initiative website (www.health.ny.gov/overdose) or with the links embedded in this document. Online materials and can easily be printed.






Naloxone Co-payment Assistance Program (N-CAP) Materials Order form:




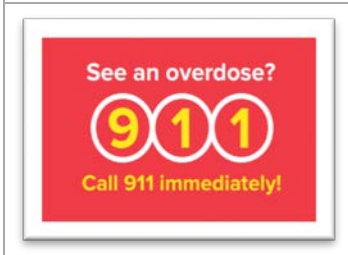

https://www.health.ny.gov/forms/order_forms/n-cap.pdf

Title/Description	Language (s)	Pub #
 <p>Palm Card - See An Overdose? Call 911 Immediately! This palm card explains how to recognize an opioid overdose and what life-saving steps to take when you witness one. It highlights New York State’s “911 Good Samaritan” law, which protects people from prosecution for drug or alcohol possession if they seek help for an overdose (palm card, 5/17).</p>	English	0226
	Spanish	0227
 <p>Poster: See An Overdose? Call 911 Immediately! Si ve a alguien que sufre una sobredosis, llame inmediatamente al 911.</p> <p>Poster version contains information on how to signs/symptoms of an overdose, how to respond, and benefits of calling 911. (poster, 12/12).</p>	English	0230
	Spanish	0231
 <p>Stop Prescription Pain Medication Misuse.</p> <p>This palm card warns about the dangers of misusing prescription pain medications. It encourages readers to keep medications in a place at home where teens and other cannot access them (palm card, 3/12)</p>	English	0266
	Spanish	0267
 <p>Online Factsheet How to use Narcan® Nasal Spray for an opioid overdose</p> <p>An online factsheet that provides step-by-step instructions and illustrations on how to use nasal naloxone. A printable 2-pages, document that can be folded and added to responder kits that participants receive after completing community opioid overdose trainings (ONLINE ONLY, 7/17).</p>	English	12028



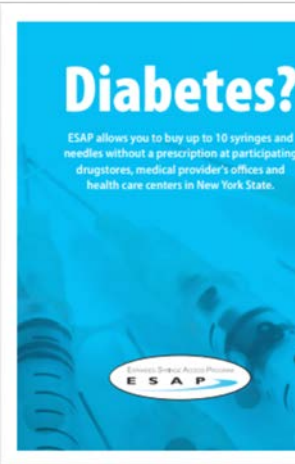

	<p>Online Factsheet: How to Use Nasal Naloxone for Opioid Overdose</p> <p>An online factsheet that provides step-by-step instructions and illustrations on how to assemble and use the multi-step nasal naloxone formulation (ONLINE ONLY, 6/16). Multi-step nasal naloxone is no longer offered by NYSDOH or NYCDOHMH.</p> <p>(Fall 2017)</p>	<p>English</p>	<p>0160</p>
	<p>Emergency Response for Opioid Overdose: Nasal Naloxone</p> <p>An accordion format booklet, small enough to include in a responder's blue bag naloxone kit. This piece provides step-by-step instructions and illustrations on how to use Narcan nasal spray.</p> <p>This is an important material to include in all Narcan kits that participants receive after completing community opioid overdose trainings.</p> <p>(booklet, 10/17).</p>	<p>English/ Spanish</p>	<p>9866</p>
	<p>Emergency Response for Opioid Overdose: Injection Naloxone</p> <p>An accordion format booklet, small enough to include in a responder's blue bag naloxone kit. This piece provides step-by-step instructions and illustrations on how to use intramuscular naloxone.</p> <p>This is an important material to include in all intramuscular kits that participants receive after completing community opioid overdose trainings.</p> <p>(booklet, 10/17).</p>	<p>English/ Spanish</p>	<p>9865</p>
	<p>'BLUE' Certificate of Completion cards</p> <p>After the completion of an Opioid Overdose training delivered by a NYSDOH registered opioid overdose program, trained responders are given a 2-sided <i>certificate of completion</i> confirming they have successfully completed the training.</p> <p><i>Available in two sizes, 3.5" x 2" (pub # 9808) and 3" x 4" (pub # 9819). Registered opioid overdose programs can print their own on the Opioid Overdose Prevention Online system. Programs can also locate the directions on how to fill out the blue card.</i></p>	<p>English</p> <p>English</p>	<p>9808 (3.5" x 2")</p> <p>9819 (3" x 4")</p>





	<p>ONLINE Fact Sheet: NYS's 911 Good Samaritan Law Protects You La ley del buen samaritano 911 del Estado de New York lo protege a USTED</p> <p>One page <i>online fact sheet</i> outlining the basics about the benefits and limitations of the 911 Good Samaritan Law</p> <p>(ONLINE ONLY, Mar, 2016)</p>	<p>English/ Spanish</p>	<p>0139</p>
<p>English: https://www.health.ny.gov/publications/0139.pdf Spanish: https://www.health.ny.gov/publications/0139es.pdf</p>			
	<p>Poster NYS's 911 Good Samaritan Law</p> <p>(general audience, poster, 7/17)</p>	<p>English/Spanish</p>	<p>12025</p>
	<p>Poster NYS's 911 Good Samaritan Law</p> <p>(general audience, poster, 7/17)</p>	<p>English/Spanish</p>	<p>12027</p>
	<p>Poster NYS's 911 Good Samaritan Law</p> <p>(general audience, poster, 4/17)</p>	<p>English/Spanish</p>	<p>12026</p>
	<p>★ Poster: Naloxone PROVIDER [Community] 2 sided Poster:8.5" x 11"</p>	<p>English/ Spanish</p>	<p>1854</p>


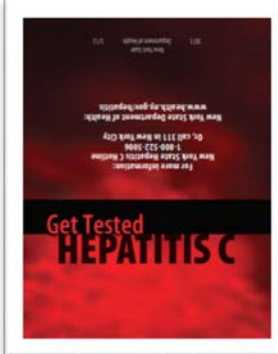
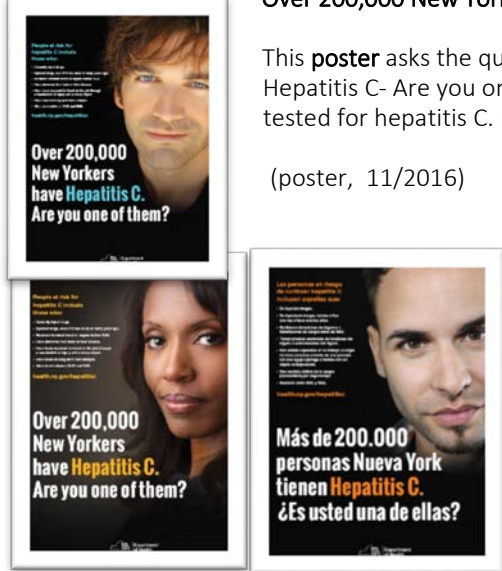
 <p>Sticker: Naloxone STICKER 8"X4"</p>	English	9817
 <p>Decal: Naloxone DECAL 8"X4"</p>	English	9423
 <p>N-CAP Poster (General Audience)</p> <p>N-CAP is an 8.5" x 11" poster that provides an overview of the N-CAP program for a general audience (poster, 7/17)</p> <p>N-CAP Publications Order Form (PDF) https://www.health.ny.gov/forms/order_forms/n-cap.pdf</p>	English	9826
 <p>N-CAP Pharmacy Poster</p> <p>An 8.5 x 11 poster instruction page includes billing codes for pharmacists and a brief overview of how to process claims. (poster, 7/17).</p> <p>N-CAP Publications Order Form (PDF) https://www.health.ny.gov/forms/order_forms/n-cap.pdf</p>	English	9827
 <p>N-CAP Palm Card is for individuals to carry and provides an overview of the program in a wallet size format. (3" X 4")</p> <p>N-CAP Publications Order Form (PDF) https://www.health.ny.gov/forms/order_forms/n-cap.pdf</p>	English	9824
	English	5 9825 e

	<p>N-CAP Counter Card and N-CAP Display Card Includes an overview of the N-CAP program that includes payer information for pharmacists. (3.5" X 8.5")</p>	English	9826
<p>N-CAP Publications Order Form (PDF) https://www.health.ny.gov/forms/order_forms/n-cap.pdf</p>			
	<p>The Point Post Card This postcard is a site locator tool to find locations statewide on where to obtain needles and syringes without a prescription. (postcard, 05/2016)</p>	English	0102
	<p>See An Overdose? Call 911 Immediately! This poster explains New York State's "911 Good Samaritan Law," as well as Naloxone, which can be used to reverse opioid overdoses. (poster, 02/2012)</p>	English	0230
		Spanish	0231
	<p>See An Overdose? Call 911 Immediately! This palm card explains New York State's "911 Good Samaritan Law," which protects people from prosecution if they report someone having a drug overdose. It discusses Naloxone, which can be used to reverse opioid overdoses. (palm card, 05/2017)</p>	English	0226
		Spanish	0227
	<p>Stay Healthy and Survive This fold-out wallet card lists the steps for cleaning and bleaching drug injection equipment to lower the risk of transmitting HIV. It lists the Syringe Exchange Program (SEPs) sites where you can exchange old needles for new ones. (wallet card, 03/2015)</p>	English	9160
		Spanish	9161
			6 Page
		English	9162

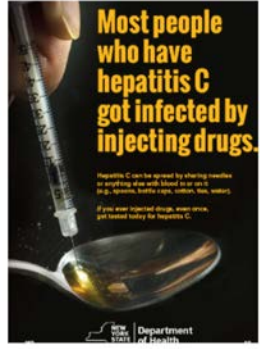
	<p>Ever Wish You Could . . . Quit Using Heroin? Protect Yourself from HIV?</p> <p>This booklet provides information on methadone and buprenorphine -- both effective treatments for heroin addiction. It includes basic facts about treatment, how to prevent HIV infection and gives advice for people living with HIV.</p> <p>(English, booklet 07/2013, Spanish, booklet 07/2010)</p>	<p>Spanish</p>	<p>9163</p>
	<p>Required Expanded Syringe Access Program (ESAP) Safety Insert</p> <p>ESAP providers are required by New York State Public Health Law to distribute a copy of this flyer with each sale of syringes to customers/ clients.</p> <p>Also available on the web at: www.health.ny.gov/publications/9359.pdf www.health.ny.gov/publications/9360.pdf</p> <p>(English, flyer 10/15, Spanish, flyer 9/15)</p>	<p>English</p>	<p>9162</p>
	<p>How Can you Dispose of Used Sharps?</p> <p>This easel card explains how to dispose of used sharps using words and pictures. It gives general information as well as phone numbers and websites to be used as resources.</p>	<p>English</p>	<p>9464</p>
	<p>How to Safely Dispose of Sharps</p> <p>This brochure explains how to safely store used “sharps” -- needles, syringes, and lancets -- at home and how to safely dispose of them.</p> <p>(brochure, 02/2016)</p>	<p>English</p>	<p>0909</p>
		<p>Spanish</p>	<p>0941</p>
		<p>English</p>	<p>9506</p>

	<p>Use a Brand New Needle Every Time You Inject</p> <p>This poster shows the tip of a needle after each use, with the needling getting less sharp after each use.</p> <p>(poster, 08/2016)</p>	<p>Spanish</p>	<p>9507</p>
	<p>What does YOUR Needle Look Like?</p> <p>This brochure displays photos showing how needle points quickly become worn after being used more than once.</p>	<p>English</p>	<p>9508</p>
	<p>It urges readers to use new needles and syringes every time and lists contact information for ESAP and syringe exchange programs.</p> <p>(brochure, 08/2013)</p>	<p>Spanish</p>	<p>9509</p>
	<p>Diabetes?</p>	<p>English</p>	<p>9458</p>
	<p>People with diabetes who self-inject insulin need to have needles/syringes with them at all times. This wallet card explains how diabetics can access up to 10 needles/syringes without a prescription through ESAP.</p> <p>(wallet card, 04/2016)</p>	<p>Spanish</p>	<p>9459</p>
	<p>Stop Prescription Pain Medication Misuse</p>	<p>English</p>	<p>0266</p>
	<p>This wallet card talks about the dangers of medication misuse. It also gives statistics and resources.</p> <p>(wallet card, 03/2012)</p>	<p>Spanish</p>	<p>0267</p>
		<p>English</p>	<p>9405</p>

	<p>Be Aware Don't Share</p> <p>This brochure urges injecting drug users to quit or to get new needles and syringes through ESAP to reduce the risk of becoming infected with HIV, hepatitis B, or hepatitis C.</p> <p>(English, brochure 10/2015, Spanish, brochure 03/2013)</p>	Spanish	9406
	<p>Be Aware, Don't Share</p> <p>This poster is a companion piece to the brochure "Be Aware Don't Share." It promotes risk reduction through ESAP.</p> <p>(poster, 05/ 2013)</p>	English	9420
		Spanish	9421
	<p>Hepatitis C: Screening, Diagnosis and Linkage to Care</p> <p>This booklet stresses the importance of early diagnosis, lowering the risk of transferring the virus to others; and new and improved treatment options.</p> <p>(booklet, 10/2016)</p>	English	1885
		Spanish	1886
		Chinese	1887
		Russian	1888
		Italian	1889
		Korean	1890
		Haitian/ Creole	1891
	<p>ONLINE ONLY: Hepatitis C: Screening, Diagnosis and Linkage to Care</p> <p>This booklet stresses the importance of early diagnosis, lowering the risk of transferring the virus to others; and new and improved treatment options.</p> <p>(booklet, 10/2016)</p>	<p>Available as a PDF ONLINE Only: https://www.health.ny.gov/publications/1859.pdf</p>	
		English	1875
		Spanish	1876
		English (w/ Asian models on cover)	1877
		Chinese	1878
		Haitian/Creole	91880 g e
		Korean	1879

	<p>Hepatitis B Palm Cards This palm card that encourages people to get tested for HIV. Includes resource links for more information.</p> <p>(palm card, 05/2012)</p>		
	<p>Hepatitis C Testing Palm Cards</p> <p>This palm card encourages people to ask to be tested for hepatitis C. There is space for test sites to add their agency name and location where HCV testing is being offered.</p> <p>(palm card, 8/2012)</p>	English	1873
		Spanish	1874
	<p>Over 200,000 New Yorkers have Hepatitis C. Are You One of Them?</p> <p>This poster asks the question, “Over 200,000 New Yorkers have Hepatitis C- Are you one of them?” It lists persons who should be tested for hepatitis C. It also promotes the hepatitis C web site.</p> <p>(poster, 11/2016)</p>	English Female	1869
		English Male	1870
		Spanish- Female	1871
		Spanish –Male	1881
		English Female	1869
		English Male	1870
		Spanish- Female	1871
		Spanish –Male	1881
<p>Over 200,000 New Yorkers have Hepatitis C, Are You One?</p> <p>This post card asks the question, “Over 200,000 New Yorkers have Hepatitis C- Are you one of them?” It lists persons who should be tested for hepatitis C. It also promotes the hepatitis C web site.</p> <p>(post card, 11/2016)</p>	English	1892	
	Spanish	1894	
	English	1893	
	Spanish	1895	
	English	1893	
	English	10 1853 a g e	

	<p>What Do You Know About Hepatitis C?</p> <p>These interactive cards allow you to decide if a statement about hepatitis C is true or false. When you scratch off your answer, you see if you're correct. (card, 05/2013)</p>	<p>Spanish</p>	<p>1854</p>
	<p>Thinking about getting pregnant? This poster targets women of child bearing age and informs them that if they ever injected drugs to get tested for hepatitis C. (11x14) (Poster, 10/2016)</p>	<p>English</p>	<p>1840</p>
	<p>Spanish</p>	<p>1841</p>	
	<p>Hepatitis C Testing Card - This double-sided card aims to increase hepatitis C screening among persons at-risk for hepatitis C, including those born between 1945 and 1965. The card outlines who should be screened for hepatitis C and includes information on the hepatitis C screening methods and test result interpretations. (Bookmark, 5/14)</p>	<p>English</p>	<p>1810</p>
	<p>Spanish</p>	<p>1811</p>	
	<p>Always use new works – This postcard informs injection drug users of the importance of not sharing needles, syringes are works to prevent HCV. (postcard, 8/17)</p>	<p>English</p>	<p>16020</p>
	<p>Spanish</p>	<p>16021</p>	
<p></p>	<p>English</p>	<p>11 Page 9403</p>	



Hepatitis C and People Who Inject Drugs – This poster informs people that use drugs and share “works” of the risk of becoming infected with hepatitis C and the need to get tested for hepatitis C. (Poster-11x14, 10/2016)

Spanish

9404